

DOUBLE 44 CLOSED

Standing and hanging textile ledframe

BF44S-C	Silver
BF44B-C	Black
BF44W-C	White

Colors:



Silver



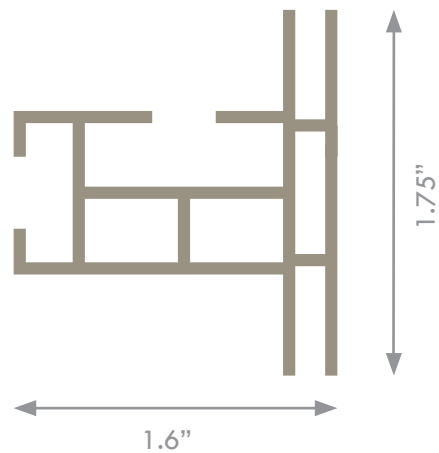

Black



White

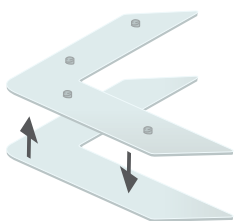
Available in every color on request.

Application:	Freestanding, suspended from ceiling
Width:	1.75 inches (44mm)
Length:	Up to 20 feet
Option:	Sound absorbing felt




The double 44 profile is a very popular and super versatile aluminum frame. It is widely used for signage in retail, or can be used creatively in the workspace for space management solutions, decoration and privacy.

- The innovative BFF version of this popular frame provides elegant versatility by offering two matching profiles; a closed profile, and an open profile with a hardware support channel that works seamlessly with our baseplate and suspension hardware. These two profiles can be combined so that the exposed sides of the frame have the “closed” surface while the top or bottom rail has the open channel for the mounting hardware for BFF accessories.
- Use extension hardware for frames greater than 10 feet.
- Profile accepts stabilizers for oversize frames.
- Hanging mount and footplate options are available.




BH0200

Each frame is delivered with 8 locksets heavy.



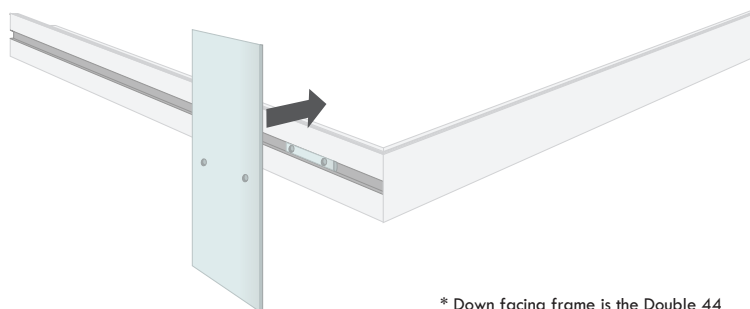
When connecting the frame, first place the lockset (BH0200) without the punchholes, then the one with punchholes.

Optional



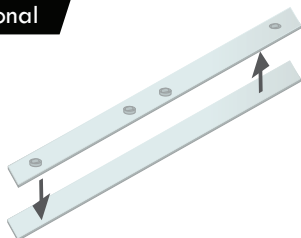
BH0100 / BH0105 / BH0110

Footplate for standing. Material: Steel.



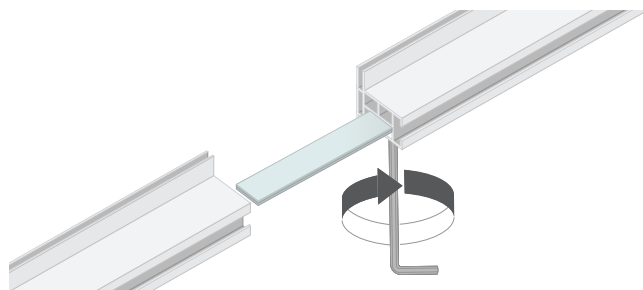
* Down facing frame is the Double 44

Optional



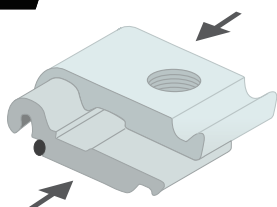
BH0500

If the length of the frame is longer than 13 feet, an extension set (BH0500) is included.



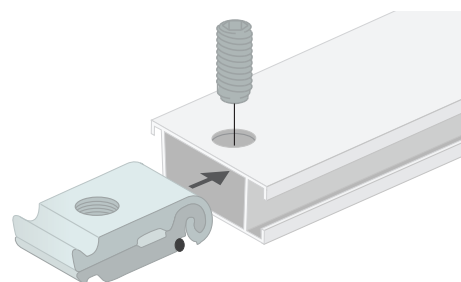
These extension sets can be placed in the channels where the frame is cut in half.

Optional



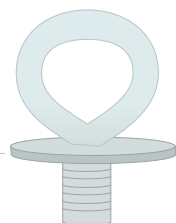
BH0220

When connecting the stabilizer, first place the lockset in the channel.



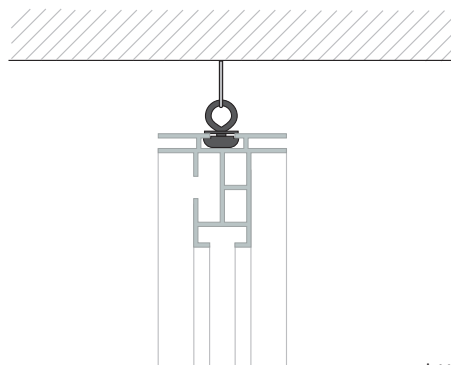
Then put the stabilizer (BFSTS) on the lockset, now tighten the screw with the delivered allen key.

Optional

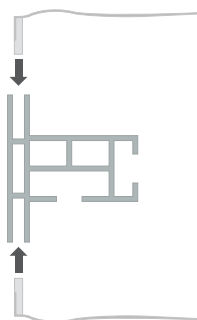


BH0360

Suspended from ceiling.



* Up facing frame is the Double 44



Place the textile print in the frame. Start with the corners and press the silicone strip in the channel.

